



## DISPSAL OF SOILED LINEN, WASTE AND SHARPS

### KEY POINTS

All clinical waste must go in a yellow waste sack

The rest must go in black bags

Waste bags must not be overfilled

Bags are tied using labelled ties for traceability

### responsibility

The nurse-in-charge of any clinical area is responsible for making sure that the following policies are enacted.

### bag / waste colour codes

- Display the colour coding chart for waste disposal in a prominent place and on sack-holder lids.
- Do not tie up bags, use label ties which indicated source of the waste.

	<b>Black: domestic waste (not infected or contaminated)</b>	
	<b>Yellow: clinical or infected waste (to be incinerated)</b>	
	<b>Clear or white terylene: used linen</b>	
	<b>Red (alginate-stitched) inside a clear plastic bag: soiled and infected linen*</b>	
		<b>Pink/blue: food discard.</b>
	<b>Grey: patient's clothes and property.</b>	

\*These bags are laundered whole and the alginate dissolves in the washing machine to release the contents.

Issued by Infection Control Services Ltd. For more policies and information visit: <a href="http://www.infectioncontrolservices.co.uk">www.infectioncontrolservices.co.uk</a>	Publication Date: April 2007 Review Date: April 2009	Page 1 of 3
<p><b>Legal disclaimer.</b> Care has been taken to confirm the accuracy of the information presented and to describe generally accepted practices. However, the author, is not responsible for errors or omissions in these Guidelines and make no warranty, express or implied, with respect to the contents of the publication. We do not accept any liability whatsoever for any loss or damage arising from applying, following or using any interpretation of information contained in this document.</p>		



## LINEN

### Used linen:

- Put into a clear plastic bag and seal

### Soiled and Infected Linen and from Infected Patients:


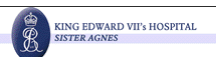




- Double bag first in red (alginate stitched) and then in clear plastic bag
- Tie each bag securely
- Label with ward label

### Waste

- Dispose of waste in the wards according to the colour code
- **Do not use yellow bags for uninfected domestic waste (they are expensive and need to be incinerated)**

## DISPOSAL OF SHARPS

- All sharp instruments, blades, knives, needles and glass ampoules must be discarded in the approved Sharps containers supplied
- It is sensible to take a Sharps bin to the bedside when an invasive procedure (e.g. phlebotomy) is being done
- Do not carry used Sharps around in receivers
- Used needles must not be re-heated; they must not be left for others to clear up
- Sharps boxes should be attached to phlebotomy trolleys and to the wall in outpatients
- They must not be left on the floor where they are a risk to inquisitive children
- Do not overfill Sharps bins; seal and put them out for collection when three-quarters full  
Write on the box the source ward/unit, date and the name of the responsible person
- Larger broken glass items should be discarded into a labelled cardboard box
- Ward/floor labels or clips should be available to stick onto or to seal plastic bags, and to Sharps Bins so that the source can be identified if there is any problem about contents
- **Do NOT put sharps of any kind or glass into plastic bags. If you do this, you are putting yourself and others at risk**

<p>Issued by Infection Control Services Ltd. For more policies and information visit: <a href="http://www.infectioncontrolservices.co.uk">www.infectioncontrolservices.co.uk</a></p>	<p>Publication Date: April 2007 Review Date: April 2009</p>	<p>Page 2 of 3</p>		
 	 	  	  	 
<p><b>Legal disclaimer.</b> Care has been taken to confirm the accuracy of the information presented and to describe generally accepted practices. However, the author, is not responsible for errors or omissions in these Guidelines and make no warranty, express or implied, with respect to the contents of the publication. We do not accept any liability whatsoever for any loss or damage arising from applying, following or using any interpretation of information contained in this document.</p>				



## REFERENCES

Health and Safety Commission Health Services Advisory Committee. Safe disposal of clinical waste. London: HMSO, 1992.

BS 7320: 1990. Specifications for sharp containers. London: British Standards, 1990.

UN Committee on Transport of Dangerous Goods. Clinical Waste, unspecified NOS or (bio) medical waste NOS, or regulated medical waste, NOS. UN 3291 specification. Geneva: United Nations.

Health and Safety Executive Advisory Committee on Dangerous Pathogens Categorisation of biological agents according to hazard and categories of containment. 4th Edition. London: HMSO, 1995.

Issued by Infection Control Services Ltd. For more policies and information visit: <a href="http://www.infectioncontrolservices.co.uk">www.infectioncontrolservices.co.uk</a>	Publication Date: April 2007	Page 3 of 3
	Review Date: April 2009	
<p><b>Legal disclaimer.</b> Care has been taken to confirm the accuracy of the information presented and to describe generally accepted practices. However, the author, is not responsible for errors or omissions in these Guidelines and make no warranty, express or implied, with respect to the contents of the publication. We do not accept any liability whatsoever for any loss or damage arising from applying, following or using any interpretation of information contained in this document.</p>		